

WEC

WHOLESALE EQUIPMENT COMPANY

5355 DISTRIplex FARMS DRIVE
MEMPHIS, TN. 38141

PHONE: 901.366.5767 FAX: 901.366.0093
<http://www.itswec.com>

Fixed Shelving Units

Modern, Sleek Appearance

No exposed holes or raw edges.

Sanitary Design

Open wire surfaces minimize dust accumulation, allow free air circulation, and maximize visibility.

Easy Assembly

Unique Logic® Clip makes tool-free assembly fast and



90 Degree Add-on Flexibility

Unique design means hundreds of shelving solutions become possible, including 90° add-on for maximum flexibility.

Easy Clean Up

Solid shelves contain spillage for cleaning ease.

Choice of Finishes

Choose from Powder Epoxy, Chrome

WEC


WHOLESALE EQUIPMENT COMPANY

5355 DISTRIplex FARMS DRIVE
MEMPHIS, TN. 38141
PHONE: 901.366.5767 FAX: 901.366.0093
<http://www.itswec.com>

Logic Systems[®] Shelving

When it comes to ease of assembly, or speed of reconfiguration, Logic Systems Shelving is the logical choice. With its patented Logic Clip, shelves can be easily added or removed without disturbing other levels of the unit. Logic Systems Shelving does not use "S" hooks to support adjacent shelves, so adjacent shelves can be set at different heights while still sharing the same post. Such flexibility allows you to interchange wire and solid shelves easily whenever your storage needs demand it.

Available with a full line of accessories, Logic Systems Shelving is especially well suited for Food Service, Healthcare, or Industrial storage applications where a modern, sanitary appearance is critical.



Adjustability and Expandability

Shelves adjust easily at 3" increments without the use of special tools or time-consuming hardware. The unique Logic Clip allows you to add more shelves without removing or changing other shelf levels. Matching adjacent shelf levels is a snap as well because Logic clips allow you to fasten shelves securely at the same height.

Strength and Capacity

Heavy 12 gauge channel frame construction, wire matte, welded retaining clips, and all metal connections can handle loads up to 1,000 lbs. Shelves are available in widths from 24" to 72" to accommodate almost all situations.



Easy Reconfiguration

Unique design permits unlimited freedom of reconfiguration, including 90 degree add-on for maximum flexibility. Logic shelving offers the ability to add, remove or reposition shelves without disturbing other levels.


WEC

WHOLESALE EQUIPMENT COMPANY

5355 DISTRIPLEX FARMS DRIVE
MEMPHIS, TN. 38141

PHONE: 901.366.5767 FAX: 901.366.0093
<http://www.itswec.com>

Logic Systems® Shelving Racks & Accessories



Three-sided Channel Brace

Helps to keep unit rigid when racks or shelves are not used.



Dunnage rack

Stationary & mobile models available with and without wire rack. Four swivel casters provide excellent maneuverability on mobile model.



Brackets

Single or double shelf units for wall mounted installation.



Slanted shelves

Permits full visibility of each shelf's contents. Includes 1" lip and necessary Logic clips.




Casters

Swivel, swivel with brakes or fixed casters offer varying degrees of rollability and maneuverability. Polyurethane tread.




Rubber "donut" bumper

Fits on post or above caster to cushion against collision.



Foot plate

Use to bolt unit to floor for permanent installation.



Dividers

Back and side ledge dividers prevent "rolloff" while shelf dividers organize space.



Ledge clip

Use ledge clips to affix back ledges to shelves when side ledges aren't used.



Plastic label holder

Identify shelf contents for inventory control and ease of locating.



Post extender

Lets you extend post height past 86³/₈".



Ties

Use back to back ties to link units together for stability. Wall ties permit wall anchorage.

WEC

WHOLESALE EQUIPMENT COMPANY

5355 DISTRIPLEX FARMS DRIVE
 MEMPHIS, TN. 38141
 PHONE: 901.366.5767 FAX: 901.366.0093
<http://www.itswec.com>

Logic Wire Shelving Units

Logic Systems Shelving is perfect for food service, health care, or specialized industrial applications where a modern, sanitary appearance is required. Logic Shelving literally "snaps" together with its patented Logic clip. Shelves can be easily added or removed without disturbing other levels of the unit. This flexibility allows the interchangeability of wire and solid shelves whenever your needs change. Available in three finishes.

Please Note

Standard Colors: Arctic White, Black, Pearl Grey



Pearl Grey, Arctic White and Black Epoxy Finishes are N.S.F approved.

Starter Units (4 Shelves, 75" High)

- Assembly required.

W	D	Wt.	Epoxy Cat. No.
36	18	64	E-361875-4
36	24	73	E-362475-4
42	18	70	E-421875-4
42	24	80	E-422475-4
48	18	76	E-481875-4
48	24	86	E-482475-4
60	18	108	E-601875-4
60	24	124	E-602475-4
72	18	128	E-721875-4
72	24	144	E-722475-4

Extra Shelves	
Cat. No.	Wt.
LE-3618P	10.6
LE-3624P	12.7
LE-4218P	11.9
LE-4224P	14.4
LE-4818P	13.4
LE-4824P	16.1
LE-6018P	21
LE-6024P	25
LE-7218P	26
LE-7224P	30

Units include four posts, four wire shelves, Logic Clips, and leveling feet.

Add-On Units (4 Shelves, 75" High)

- Assembly required.

W	D	Wt.	Epoxy Cat. No.
36	18	53	E-361875-4A
36	24	62	E-362475-4A
42	18	59	E-421875-4A
42	24	69	E-422475-4A
48	18	65	E-481875-4A
48	24	75	E-482475-4A
60	18	97	E-601875-4A
60	24	113	E-602475-4A
72	18	117	E-721875-4A
72	24	133	E-722475-4A

Extra Shelves	
Cat. No.	Wt.
LE-3618A	10.6
LE-3624A	12.7
LE-4218A	11.9
LE-4224A	14.4
LE-4818A	13.4
LE-4824A	16.1
LE-6018A	21
LE-6024A	25
LE-7218A	26
LE-7224A	30

Units include two posts, four wire shelves, Logic Clips, and leveling feet.

Request Quote