


Security Box:

Available in either 15" or 24" wide configurations, the security box uses a 14 gauge lockable door, 16 gauge side panel and welded door frame to properly secure valuable equipment and personal items. The 24" model includes a full width shelf to double the usable storage area. Any standard box locker padlock or built-in lock can be used to secure the contents. (See Options and Accessories)

Cell Phone/Key Tray:

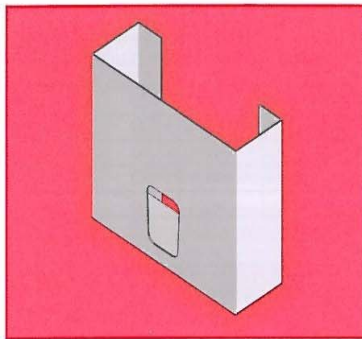
The 8" x 2" x 2" tray is sized for organizing phones, radios or keys and can be attached to the optional Center Divider or to the door using the Accessory Mounting Panel.

**Hardwood Seat:**

Used in place of a footlocker

Document Sleeve:

Formed from 16 gauge steel, the Document Sleeve is available in either a vertical or horizontal configuration for efficient storage of portfolios, note pads or binders.

**Garment Separator:**


The 16 gauge steel channel attaches underneath the top shelf and uses diamond perforations to keep hangers from bunching together for improved ventilation.

**Parachute Rack:**

Formed from 3/4 inch diameter, heavy wall steel tube and reinforced by 14 gauge gussets and supports for hanging heavy flight gear or body armor. Ordering this option replaces the standard heavy duty rear-mounted coat hooks. (See Options and Accessories)

Boot Tray:

The 12" x 14" Boot Tray provides air space between soiled or wet footwear and the shelf or locker bottom. A series of round perforations are used to promote air flow and the tray is kept from marring the locker finish by rubber pads.

**Accessory Mounting Panel:**